B/24438/573/A/8/96

Planning Permit No .....

APPROVED

SUBJ... ...S IN

No B2/21124/96 12.0

FOR ... SECRETARY

CH... ...AN

D... ...UP ... AUTHORITY

CHENNAI-600 008.

CMDA ... No 1

B2/21124/96

14/10/96

5-10-96

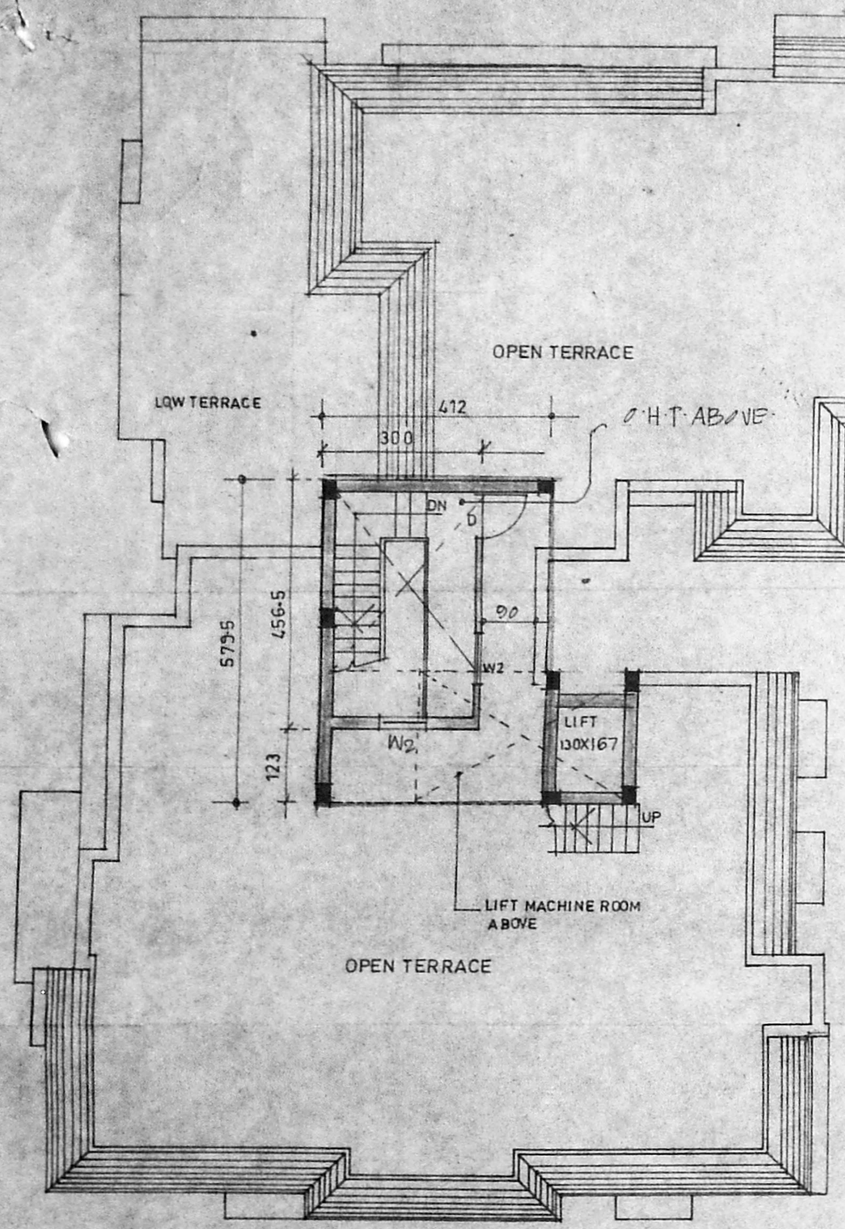

TERRACE FLOOR PLAN

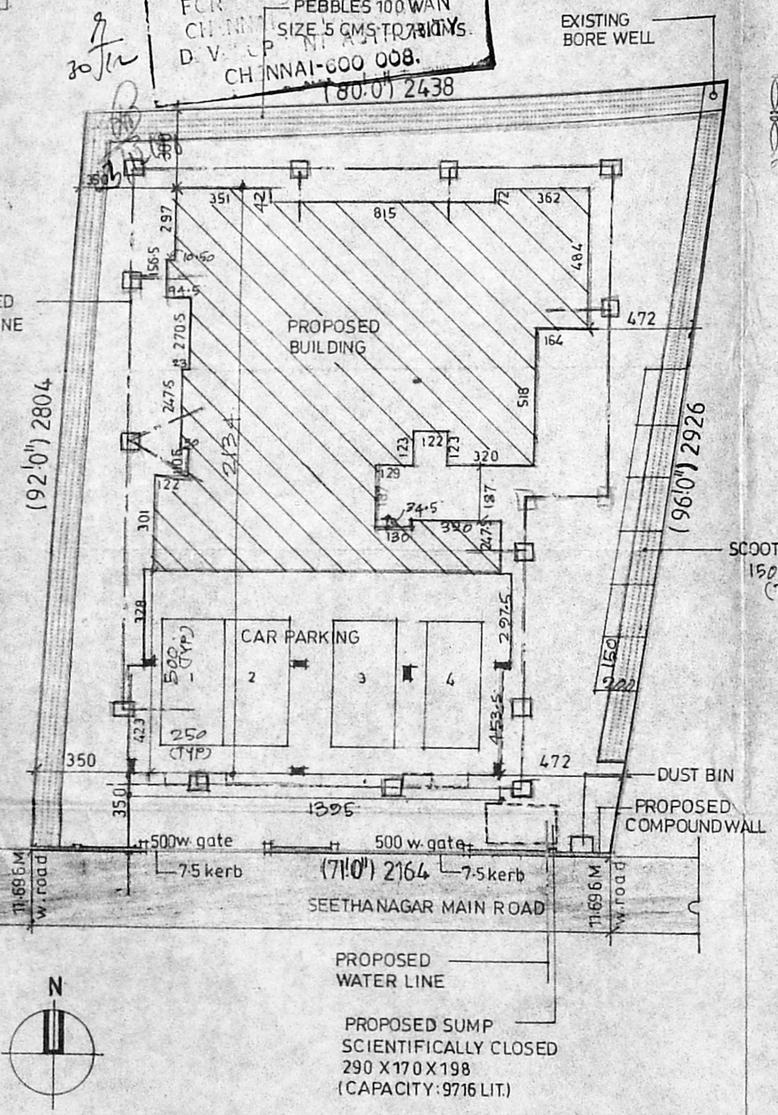

SITE PLAN (SCALE = 1:200)

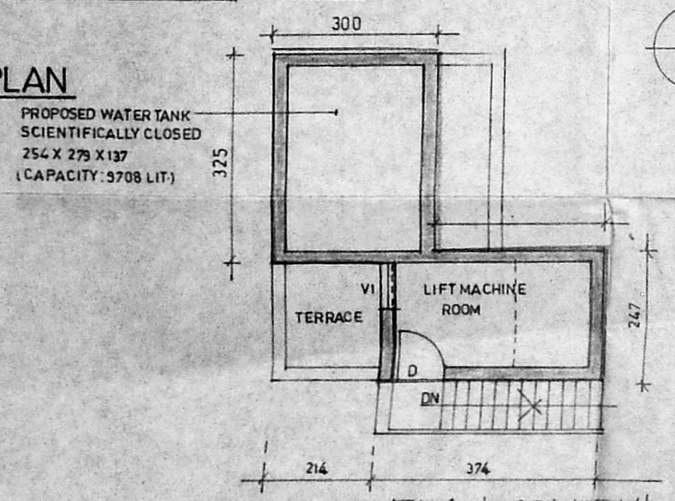

PLAN OF LIFT M/C ROOM.

LEGEND:

- PROPOSED
- BOUNDARY
- ROAD
- WATER LINE
- SEWER LINE

PROPOSAL:

PROPOSED RESIDENTIAL APARTMENTS AT PRE NO: 3 SEETHA NAGAR MAIN ROAD, T.S. NO: 481 | 32, BLOCK NO: 29, NUNGAMBAKKAM, DIVISION NO: 78, MADRAS - 34.

APPLICANT:

M/S. D.B.S LEASING AND FINANCE LTD., REPRESENTED BY: Mr. S. MUTHUSUBRAMANIAM.

S. Muthu Subramaniam

P.A. HOLDER FOR Mr. J. SRIDHARAN.

SCALE = 1:100

ALL DIMENSIONS ARE IN CENTIMETERS.

ARCHITECT

[illegible] RAJU ARCHITECT
[illegible] No. : 12626 11A No 7583
[illegible] No. : 195 (CORPN. OF MADRAS)
101-A, 3rd STREET, GILL NAGAR,
MADRAS - 34. PH : 422024, 420977.

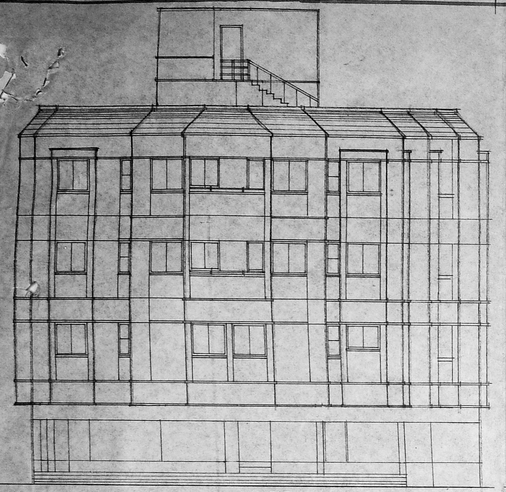

ELEVATION

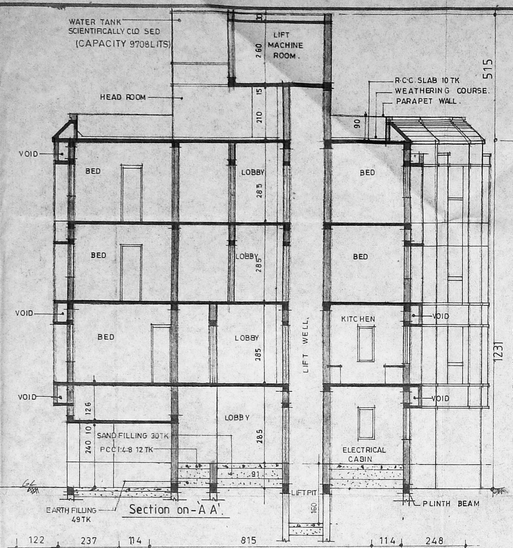

Section on-A A'

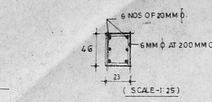

Cross section of typical column

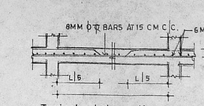

Typical slab section.

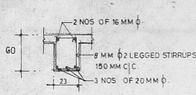

Cross section of typical beam.

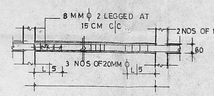

Longitudinal section of typical beam.

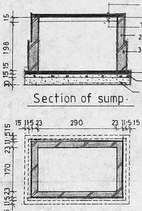

Section of sump.

Plan of sump (CAPACITY: 9761.00 LIT.)

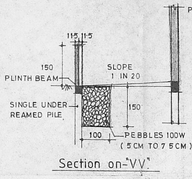

Section on-'VV'

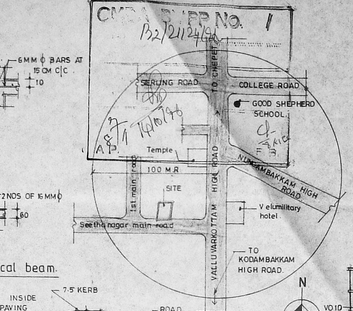

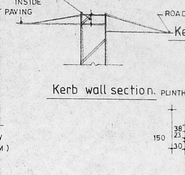

Kerb wall section.

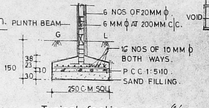

Typical footing.

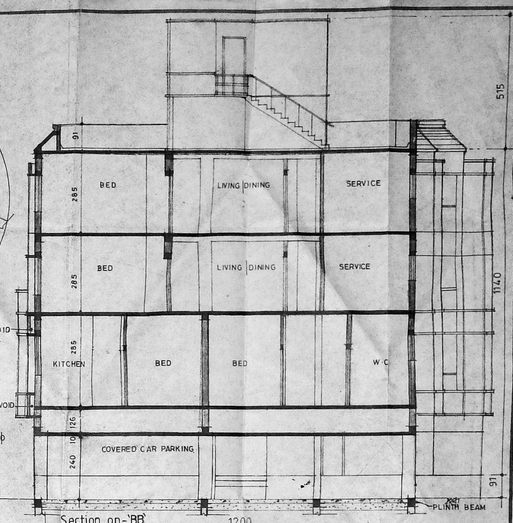

Section on-'BB'

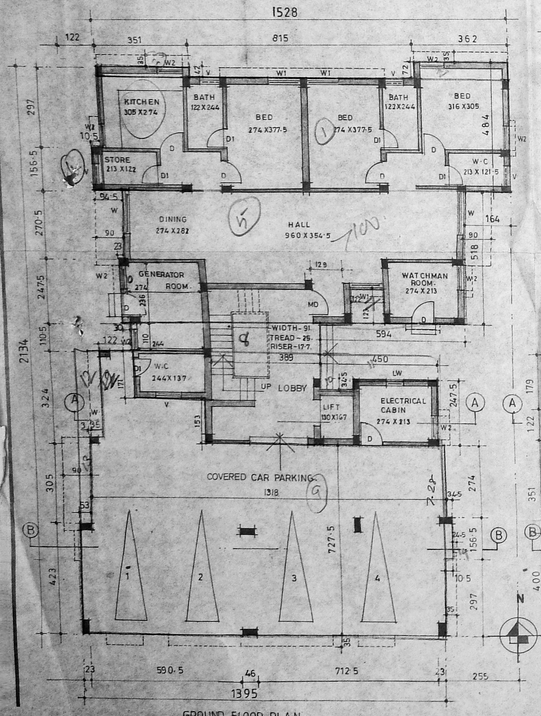

GROUND FLOOR PLAN

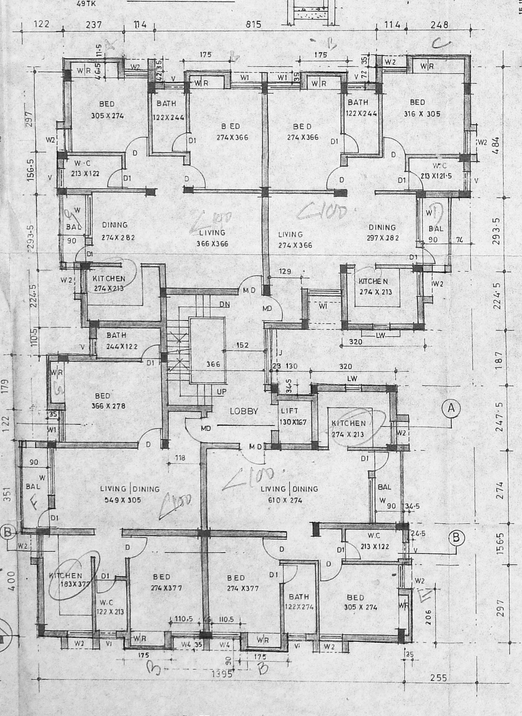

FIRST FLOOR PLAN

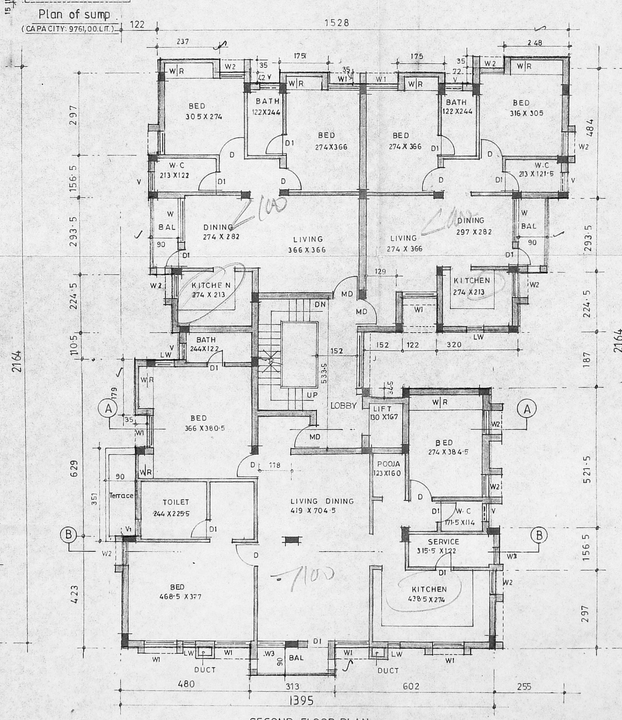

SECOND FLOOR PLAN

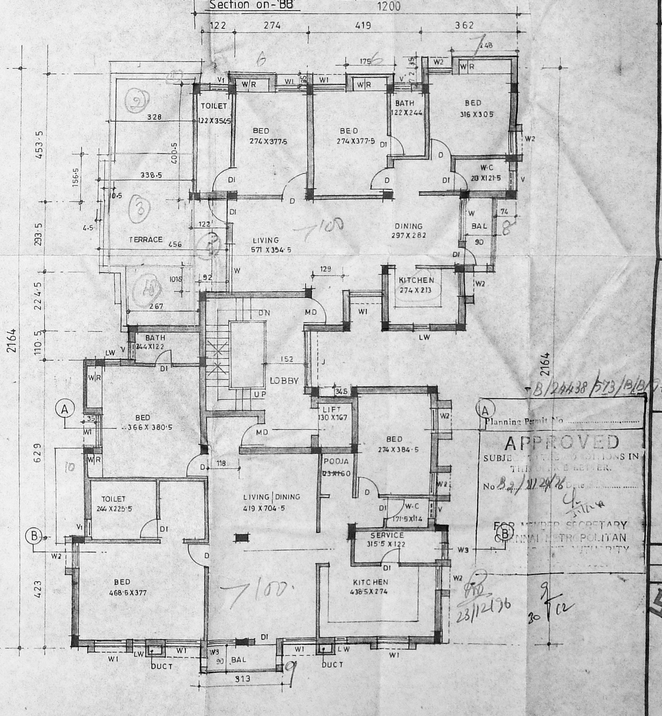

THIRD FLOOR PLAN

Schedule of joinery:

FD	French door	244X213
MD	Main door	100X213
D	Door	91 X213
D1		76X213
W	Window	183 X137
W1		122 X137
W2		91X137
W3	window	61X137
D/V	Door cum ventilator	78 X213
V	Ventilator	76 X 91
V1		76 X 122
W4	Window	110X122
J	JALI	183 x 152
LW	LOUVER WINDOW	61 X 137

specification:

FOUNDATION	:	IN R·C·C FOOTING
WALLS	:	IN BRICK WORKING IN C·M 1:5 FOR 23tk WALLS AND IN C·M 1:4 FOR 11·5tk WALLS.
PLASTERING	:	IN C·M 1:3 FOR CEILING AND C·M 1:5 FOR WALLS.
JOINERY	:	IN WELL SEASONED WOOD.
R·C·C 1:2:4	:	FOR COLUMNS, BEAMES, SLABS, SUN SHADE AND LINTELS.
PAINTING	:	TWO COATS OF CEMENT PAINT OVER ONE COAT OF PRIMER FOR ALL PLASTERED SURFACE. TWO COATS OF ENAMEL PAINT FOR JOINERIES.
FLOORING	:	IN MOSAIC TILES IN C·M 1:5

legend:

PROPOSED

BOUNDARY

ROAD

SEWER LINE

WATER LINE

area statement:

PLOT EXTENT 658·83 sq·m

F·S·I AREAS.

GROUND FLOOR – 138·29sqm. (RESIDENCE)
FIRST FLOOR – 289·97sqm
SECOND FLOOR – 287·62sqm
THIRD FLOOR – 252·73sqm
TOTAL 968·61sqm

F.S.I 1·47 < 1·500

PLOT COVERAGE 42·04 < 65%

NON F.S.I AREAS.

SERVICE AREAS.
ELECT·CABIN – 7·70sqm
GENERATOR RM 10·70sqm
W·C 4·59 sqm
WATCHMAN ROOM 7·48 sq.m.
HEAD ROOM – 23·98 sqm
LIFT M/C ROOM – 8·75 sqm
32·67 sqm

COVERED CAR PARKING – 108·19 sqm

TOTAL BUILT UP AREA 1139·94 sqm

proposal:

PROPOSED RESIDENTIAL APARTMENTS at PRE NO:3, SEETHA NAGAR MAIN ROAD, T.S.NO:481/32, BLOCK NO:29, NUNGAMBAKKAM, DIVISION NO:78, MADRAS-34.

B/24438/573/B/27/96

Planning Permit No.

APPROVED

SUBJ[illegible]

No. B/24438/573/B/27/96

FOR MEMBER SECRETARY

CHENNAI METROPOLITAN

applicant:

M/S D·B·S LEASING AND FINANCE LTD.
REPRESENTED BY,
Mr. S. MUTHUSUBRAMANIAM

P.A.HOLDER FOR Mr. J. SRIDHARAN.

SCALE - 1:100

ALL DIMENSIONS ARE IN CENTIMETERS.

architect:

C.R. RAJU ARCHITECT
COA. No.: 12626 I.I.A No 756
S.A. No.: 193 (CORPN. OF MADRAS)
101-A, 3rd STREET, GILL NAGAR,
MADRAS - 94. PH - 437673, 439877.